

OIL COUNTRY TUBULAR LIMITED

(CIN : L26932TG1985PLC005329)

'KAMINENI', 3rd Floor, King Koti, Hyderabad - 500 001

STATEMENT OF AUDITED FINANCIAL RESULTS FOR THE YEAR ENDED MARCH 31, 2016

(₹ in Lakhs)

Particulars	Quarter ended 31/03/2016	Quarter ended 31/03/2015	Year ended 31/03/2016	Year ended 31/03/2015
Total Income from Operations (Net)	5606.04	6479.43	15206.47	25987.73
Net Profit / (Loss) from ordinary activities after Tax	646.72	713.62	(659.77)	(208.93)
Net Profit / (Loss) for the period after tax (after Extraordinary items)	646.72	713.62	(659.77)	(208.93)
Equity Share Capital	4428.95	4428.95	4428.95	4428.95
Reserves (excluding Revaluation Reserve)	--	--	19623.72	20283.49
Earnings per share:				
Basic and Diluted before extraordinary items	1.46	1.61	(1.49)	(0.47)
Basic and Diluted after extraordinary items	1.46	1.61	(1.49)	(0.47)

Note: The above is an extract of the detailed format of Quarterly Financial Results filed with the Stock Exchanges under Regulation 33 of the SEBI (Listing Obligations and Disclosure Requirements) Regulations, 2015. The full format of the Quarterly Financial Results are available on the Stock Exchange websites at www.bseindia.com/www.nseindia.com and also on the Company's website at www.octlindia.com.

Place : Hyderabad
Date : 26th May, 2016




SRIVIDHAR KAMINENI
MANAGING DIRECTOR

OIL COUNTRY TUBULAR LIMITED

(CIN : L26932TG1985PLC005329)

'KAMINENI', 3rd Floor, King Koti, Hyderabad - 500 001

PART - I STATEMENT OF AUDITED FINANCIAL RESULTS FOR THE YEAR ENDED MARCH 31, 2016

(₹ in Lakhs)

Sl. No.	Particulars	3 Months ended 31/03/2016	Preceding 3 Months ended 31/12/2015	Corresponding 3 Months ended in the previous year 31/03/2015	Year to date figures for current period ended 31/03/2016	Previous year ended 31/03/2015
		(Audited)	(Un-Audited)	(Audited)	(Audited)	(Audited)
1	Income from operations					
	(a) Net Sales / Income from operations	5579.83	5783.29	1690.75	13788.33	20201.39
	(b) Other operating income	26.21	117.77	4788.68	1418.14	5786.34
	Total income from operations (net)	5606.04	5901.06	6479.43	15206.47	25987.73
2	Expenses					
	(a) Cost of materials consumed	285.20	3042.25	440.65	9243.74	8989.22
	(b) Purchases of stock-in-trade	0.00	0.00	0.00	0.00	0.00
	(c) Changes in inventories of finished goods, work-in-progress and stock-in-trade	3067.21	70.07	474.10	(1620.93)	1945.26
	(d) Employee benefits expenses	475.06	591.25	964.24	1834.74	2533.67
	(e) Depreciation and amortisation expenses	803.83	567.58	640.61	2323.46	2185.06
	(f) Stores, Spares and Tools consumed	234.96	75.62	652.33	1055.75	2299.29
	(g) Power and Fuel	222.34	347.88	415.68	1201.23	2173.75
	(h) Selling and Distribution expenses	31.65	79.99	986.88	250.21	1650.74
	(i) Other expenses	238.32	441.33	1555.60	1642.53	3331.68
	Total expenses	5358.57	5215.97	6130.09	15930.73	25108.67
3	Profit / (Loss) from operations before other income, finance costs and exceptional items (1-2)	247.47	685.09	349.34	(724.26)	879.06
4	Other Income					
	Other Income	45.21	23.01	283.19	128.01	234.31
	Excess Provision Written Back	208.26	0.00	0.00	1077.55	141.98
5	Profit / (Loss) from ordinary activities before finance costs and exceptional items (3+4)	500.94	708.10	632.53	481.30	1255.35
6	Finance costs	424.19	472.29	394.25	1731.00	1627.38
7	Profit / (Loss) from ordinary activities after finance costs but before exceptional items (5-6)	76.75	235.81	238.28	(1249.70)	(372.03)
8	Exceptional Items	0.00	0.00	0.00	0.00	0.00
9	Profit / (Loss) from ordinary activities before tax (7-8)	76.75	235.81	238.28	(1249.70)	(372.03)
10	Tax Expenses	(569.97)	16.15	(475.34)	(589.93)	(163.10)
11	Net Profit / (Loss) from ordinary activities after tax (9-10)	646.72	219.66	713.62	(659.77)	(208.93)
12	Extraordinary items (net of tax expense)	0.00	0.00	0.00	0.00	0.00
13	Net Profit / (Loss) for the period (11-12)	646.72	219.66	713.62	(659.77)	(208.93)
14	Paid-up Equity Share Capital (Face value of share ₹10/- each)	4428.95	4428.95	4428.95	4428.95	4428.95
15	Reserves excluding revaluation Reserves as per Balance Sheet of previous accounting year	--	--	--	19623.72	20283.49
16	Earnings per share					
	(a) Basic and Diluted before extraordinary items	1.46	0.50	1.61	(1.49)	(0.47)
	(b) Basic and Diluted after extraordinary items	1.46	0.50	1.61	(1.49)	(0.47)

Notes :

- The Audit Committee reviewed the above results and it was taken on record by the Board of Directors of the Company at its meeting held on 26.05.2016 and have been Audited by Statutory Auditors of the Company.
- Consumption of raw materials and stores and spares is related to the product mix of the relevant period.
- Tax Expenses includes Deferred Tax.
- To facilitate comparison, figures of the previous period have been regrouped, where necessary.



SEGMENT WISE REVENUE, RESULTS AND CAPITAL EMPLOYED

(₹ in Lakhs)

Sl. No.	Particulars	3 Months ended 31/03/2016	Preceding 3 Months ended 31/12/2015	Corresponding 3 Months ended in the previous year 31/03/2015	Year to date figures for current period ended 31/03/2016	Previous year ended 31/03/2015
		(Audited)	(Un-Audited)	(Audited)	(Audited)	(Audited)
1	Segment Revenue (Sales and Income from Services)					
	(a) - DRILL PIPE AND ALLIED PRODUCTS	4551.14	3635.45	583.47	9361.23	5913.45
	(b) - OCTG SALES	920.02	2140.06	1120.12	4145.60	13695.83
	(c) - OCTG SERVICES	0.00	0.00	4662.36	1098.44	5431.91
	(d) - OTHER SALES AND SERVICES	134.88	125.55	113.48	601.20	946.54
	Total Segment Revenue	5606.04	5901.06	6479.43	15206.47	25987.73
2	Segment Results Profit / (Loss) before Interest and Tax					
	(a) - DRILL PIPE AND ALLIED PRODUCTS	200.90	422.06	31.46	(445.86)	200.03
	(b) - OCTG SALES	40.62	248.45	60.39	(197.45)	463.27
	(c) - OCTG SERVICES	0.00	0.00	251.37	(52.32)	183.74
	(d) - OTHER SALES AND SERVICES	5.95	14.58	6.12	(28.63)	32.02
	Total Segment Results	247.47	685.09	349.34	(724.26)	879.06
	Unallocable Income / (Expenses) - Net					
	Less : Interest & Other Income / (Expenses)	(170.72)	(449.28)	(111.06)	(525.44)	(1251.09)
	Total Profit Before Tax and After Exceptional Items.	76.75	235.81	238.28	(1249.70)	(372.03)
3	Capital Employed (Segment Assets less Segment Liabilities)					
	Unallocable	24052.67	22939.99	24712.44	24052.67	24712.44

Notes :

- The Segmental Reporting is given for Sales and Services since the Company is predominantly engaged in the manufacture and sale of Drill Pipe and Allied Products, Oil Country Tubular Goods (OCTG) and Services associated with the product.
- Capital Employed includes Share Capital and Reserves other than Revaluation Reserve.

...3




STATEMENT OF ASSETS AND LIABILITIES

(₹ in Lakhs)

Particulars	As at 31/03/2016	As at 31/03/2015
	(Audited)	(Audited)
A EQUITY AND LIABILITIES		
(1) SHAREHOLDERS' FUNDS		
a) Share Capital	4428.95	4428.95
b) Reserves and surplus	19704.54	20364.31
Sub Total - Shareholders' funds	24133.49	24793.26
(2) NON-CURRENT LIABILITIES		
a) Deferred Tax liabilities (Net)	3736.32	4326.25
b) Long Term Provisions	58.99	71.30
Sub Total - Non-Current Liabilities	3795.31	4397.55
(3) CURRENT LIABILITIES		
a) Short Term Borrowings	13085.59	12039.73
b) Trade payables	2347.31	3198.86
c) Other current liabilities	273.21	4010.03
d) Short Term Provisions	90.03	124.77
Sub Total - Current Liabilities	15796.14	19373.39
TOTAL - EQUITY AND LIABILITIES	43724.94	48564.20
B ASSETS		
(1) NON-CURRENT ASSETS		
(a) Fixed Assets	25940.96	28007.68
(b) Non-Current Investments	5220.40	5220.40
(c) Long Term Loans and Advances	584.58	581.83
(d) Other Non Current Assets	8.08	44.22
Sub Total - Non-Current Assets	31754.02	33854.13
(2) CURRENT ASSETS		
(a) Inventories	10415.09	10801.16
(b) Trade receivables	163.27	1793.22
(c) Cash and Bank Balances	505.69	922.30
(d) Short term Loans and advances	863.09	1158.53
(e) Other Current Assets	23.78	34.86
Sub Total - Current Assets	11970.92	14710.07
TOTAL - ASSETS	43724.94	48564.20

Place : Hyderabad
Date : 26th May, 2016



SRIVIDHAR KAMINENI
MANAGING DIRECTOR

Auditor's Report on Quarterly Financial results and Annual Financial Results of Oil Country Tubular Limited pursuant to Regulation 33 of SEBI (Listing Obligations and Disclosure Requirements) Regulations, 2015

To
The Board of Directors
Oil Country Tubular Limited

We have audited the accompanying annual financial results of Oil Country Tubular Limited ('the company') for the year ended March 31, 2016 attached herewith, being submitted by the company pursuant to the requirement of Regulation 33 of the SEBI (Listing Obligations and Disclosure Requirements) Regulations 2015. Attention is drawn to the fact that the figures for the quarter ended March 31, 2016 and the corresponding quarter ended in the previous year as reported in these financial results are the balancing figures between audited figures in respect of the full financial year and the published year to date figures up to the end of the third quarter of the relevant financial year. Also the figures up to the end of the third quarter of the relevant financial year had only been reviewed and not subjected to audit.

These financial results have been prepared on the basis of the annual financial statements and reviewed quarterly financial results which are the responsibility of the Company's Management and have been approved by the Board of Directors in the meeting held on May 26, 2016. Our responsibility is to express an opinion on these financial results based on our audit of the annual financial statements which have been prepared in accordance with the recognition and measurement principles laid down in Accounting Standards specified under section 133 of the Companies Act, 2013 read with Rule 7 of the Companies (Accounts) Rules, 2014 and other accounting principles generally accepted in India.

We conducted our audit in accordance with the Standards on Auditing generally accepted in India. Those Standards require that we comply with ethical requirements and plan and perform the audit to obtain reasonable assurance about whether the financial results are free from material misstatement. An audit includes examining, on a test basis, evidence supporting the amounts disclosed as financial results. An audit also includes assessing the accounting principles used and significant estimates made by Management. We believe that our audit provides a reasonable basis for our opinion.

In our opinion and to the best of our information and according to the explanations given to us these financial results:

- i. are presented in accordance with requirements of Regulation 33 of the SEBI (Listing Obligations and Disclosure Requirements) regulations, 2015 in this regard; and
- ii. give a true and fair view of the net loss and other financial information for the financial year ended March 31, 2016.

For C K S ASSOCIATES
Chartered Accountants
(F.R.No. 007390S)



N.V.S. SRIKRISHNA
Partner
Membership No. 025139

Place: Hyderabad
Date: May 26, 2016

Oil Country Tubular Ltd.




'KAMINENI', 3rd Floor, King Koti, Hyderabad - 500 001

Telangana, India ☎ +91 40 2478 5555, 📠 +91 40 2475 9299

CIN : L26932TG1985PLC005329, TIN : 36750206456



Form A
(Audit Report with unmodified opinion)
Pursuant to Regulation 33(3)(d) of SEBI (Listing Obligations & Disclosure Requirements) Regulations, 2015

1.	Name of the Company	Oil Country Tubular Limited
2.	Annual Financial statements for the year ended	31 st March, 2016
3.	Type of Audit observation	Unmodified
4.	Frequency of observation	Not applicable
5.	To be signed by	
	* CEO/Managing Director	x 
	* CFO	
	* Auditor of the Company	
	* Audit Committee Chairman	